

AUTOTRONIK

Fertigungssysteme für die **Elektronikindustrie**

AUTOTRONIK-SMT GmbH
Sulzbacher Str. 111
D-92224 Amberg


Tel +49 (0) 9621-600 691
Fax +49 (0) 9621-600 692

office@autotronik-smt.com
www.autotronik-smt.de

MODEL: BA392P2-V

SMT-PICK&PLACE MACHINE

- ▶ Perfect for medium & large volume production
- ▶ High Accuracy and high Flexibility from 01005 up to 0.3 mm fine pitch
- ▶ 160 intelligent Auto Tape Feeder
- ▶ Ballscrews in X-Y direction
- ▶ AC-Servo Motors in X/Y/Z
- ▶ Up to 6.400 CPH
- ▶ COGNEX Alignment System „Vision On the Fly“
- ▶ Bottom Vision Kamera for fine pitch QFP & BGA
- ▶ Automatic Reference Point Recognition
- ▶ Conveyor System
- ▶ Vision Inspection
- ▶ Universal CAD Conversion
- ▶ Barcode Reader for Feeder setup



Innovative Features



Unbeatable Service



Worldwide for you!





Specialist in small and medium-sized manufacturing.



Quality & innovation at a fair price.



All from one hand.



Intelligent feeders in all common sizes. Component spectrum from 01005 to 100x150 mm, component height up to 15mm



Components on tapes, tubes, cut tapes, loose components and trays can be processed.

MODEL: BA392P2-V

SMT-PICK&PLACE MACHINE

SPEZIFICATION:

- Number of Heads (Vision on the Fly): 2
- Placement rate (under optimum condition):
6400 CPH, 5500 CPH (IPC 9850)
- Feeder capacity (8mm): up to 160 Tape Feeders
- IC Tray capacity: up to 4 Waffle Trays
- Component Sense: Vision detection
- Component Size:
 - Handled by head camera:
 - smallest: 0.6 x 0.3 mm
 - largest: 16 x 14 mm
 - Handled by fixed Bottom Vision Camera:
 - smallest: 0.4 x 0.2 mm (option)
 - largest: 150 x 100 mm
- Resolution (AC Servo Motors):
 - X/Y Axis: 0.005 mm
 - Z Axis: 0.01 mm
- Rotation: 0° to 360° (0.09°/step)
- Placement Accuracy: +/- 0.03 mm
- X/Y Repeatability: +/- 0.01 mm
- Placement Area without conveyor:
 - without Waffle Tray: 600 x 350 mm
 - with 1 Waffle Tray: 600 x 330 mm
- Placement Area with conveyor:
 - without Waffle Tray: 650 x 315 mm
 - with 1 Waffle Tray: 650 x 300 mm
- Programming:
 - Direct Input
 - Teach-In by Camera
 - CAD Access (option)
 - Barcode Reader (option)
- Industrial PC with Windows 10
- Power Supply: 230VAC
- Power: 2400W
- Pressure: 75 psi (5.5 bar), max. 200L/min
- Machine Size: 1185 x 1190 x 1350 mm (L x W x H)
- Weight: 830kg

